



DOORSLIJPMACHINE
QCUT 600 A

The Qcut 600 A represents the flagship of QATM's cut-off machine series, delivering maximum cutting capacity for large and heavy workpieces. Its automatic travel and cross-feed functions enable precise, low-contact cutting while setting new standards in workspace efficiency, operational flexibility, and process automation.

- | Maximum cutting capacity: Samples with a diameter of up to 244 mm can be easily cut
- | Industrial applications: Even the heaviest samples can be placed on the heavy-duty machine table using a forklift or crane
- | Multi-Position Process (MPP): Simultaneous positioning and automatic cutting of different components on the machine table



DOORSLIJPMACHINE QCUT 600 A
SUPERIORITY IN DETAIL

1. Ergonomic control panel

- | Large 12.1" industrial touchscreen with intuitive QATM software
- | Quick setup, control of all automatic axes with joystick
- | The sliding control panel enables unobstructed working conditions

2. Robust machine body

- | Sturdy powder-coated steel construction
- | Integrable recirculating cooling unit
- | Automatic central lubrication of the axes

3. Large machine table

- | Made of stainless steel with integrated longitudinal and cross T-slots
- | Secure clamping of

4. Large cutting chamber

- | Large sliding door provides easy access and visibility
- | Side swing door for convenient access to cutting chamber
- | Large side door for easy cut-off wheel replacement
- | Break-resistant LED interior lighting


5. Optimized swivel arm

- | Highly efficient cooling system
- | Increased cutting capacity thanks to parallel guided cut-off wheel guard
- | Laser alignment aid for easy workpiece positioning
- | Water-cooled main drive with 15 kW drive power



DOORSLIJPMACHINE QCUT 600 A


KENMERKEN



STAINLESS STEEL MACHINE TABLE

Spacious machine table enables precise work even under heavy loads.

| Integrated T-slots for




LASER ALIGNMENT

Optional laser alignment projects the cutting line directly onto the workpiece, enabling precise



ROBUST MACHINE WITH LARGE CUTTING CHAMBER

Robust, powder-coated steel machine body features a large sliding door with scratch-



PRECISION CROSS FEED

De in de tafel geïntegreerde Z-as zorgt voor een constante snijhoogte, terwijl de automatische

the Easy clamping system for quick mounting of clamping tools

- | Efficient and reliable fixation of complex geometries using clamping devices
- | Load capacity up to 400 kg (including clamping devices)

positioning and exact cut placement.

- | Easy positioning of workpieces
- | Precise clamping without much effort

resistant laminated safety glass and convenient side access door.

- | Machine body with integrable recirculating cooling unit and automatic central lubrication
- | Large cutting chamber access with safety interlock — doors open only when cut-off wheel is stationary

dwarsvoeding met seriële snijfunctie nauwkeurige parallelle sneden levert.

- | Simple and intuitive serial cutting
- | The multi-position process (MPP) allows more complex serial cutting to be carried out



ROTATION TOOL

The optional rotation tool features a vertical rotary feed parallel to the wheel with software-controlled angle input.

- | More uniform cutting surfaces and cutting quality
- | Cutting time is halved for rotationally symmetrical parts
- | Protects against cut-off wheel run-out



INTUITIVE AND EASY OPERATION

Large 12.1" industrial touchscreen with intuitive QATM user software and joystick.

- | Easily manage process parameters and create customer-specific maintenance tasks (200 user programs can be saved)
- | Parameters such as feed rate, travel distance, and cutting



PULSED CUTTING

For thick and difficult-to-cut materials, the adjustable automatic pulsed cutting provides gentle sectioning with optimal cooling of the cut interface.

- | Enhanced cutting results for larger components
- | Superior cooling of contact surfaces

CUTTING FORCE DEPENDENT FEED CONTROL (X- AND Y- AXIS)

The feed rate automatically decreases when cutting force reaches a preset limit, protecting the machine, sample, and clamping tools from overloading.

- | Time savings thanks to variable feed rate

DOORSLIJPMACHINE QCUT 600 A

TOEBEHOREN



RECIRCULATION COOLING UNIT

Compact, integrable cooling system for standard applications.

- | Can be integrated into the housing and extended
- | Multi-chamber filtration
- | Inlet sieve with filter bag (see consumables)



BELT FILTER SYSTEM

Large cooling and filter system for continuous operation, e.g. in serial applications.

- | Tank size: 285 l
- | Filtering capacity: 100 l/min (referring emulsion)
- | Pump capacity: 100 l/min



CENTRIFUGAL SEPARATOR

Work safety: Working environment with improved air quality.

- | Removes coolant mist
- | Purifies the air and increases visibility
- | Exhaust power 452 or 500 m³/h depending on voltage

PERFECT CUTTING - CUT-OFF WHEELS FROM QATM

Cutting is more reliable, safe and efficient when processed with the right ingredients: knowledge, care and the right choice of consumables and instruments. The Qprep range includes specially developed cut-off wheels for a wide variety of materials and requirements.


- | Low thermal influence on the specimen during the cutting process
- | Wet abrasive cutting achieves very fine surface finishes after cutting
- | Optimal cutting shortens the further preparation process



SNEL, KRACHTIG, FLEXIBEL - KLEMSYSTEMEN VAN QTOOLS

Onze innovatieve klemsystemen worden gebruikt om werkstukken veilig en nauwkeurig vast te klemmen om exact door te slijpen of te polijsten. Er is een uitgebreid pakket aan verschillende klemsystemen beschikbaar, die ontworpen werden voor specifieke toepassingen en werkstuk-afmetingen.

- | Suitable for regular and irregularly shaped samples
- | Fast, repeat-accurate clamping of regularly shaped samples
- | Large range of different clamping tools and systems available



DOORSLIJPMACHINE QCUT 600 A TECHNISCHE GEGEVENS



Doorslijpschijf	up to \varnothing 600 mm/24"
Max. cutting capacity	\varnothing 244 mm
Feed rate	0.001 - 50 mm/sec
Max. insnijdiepte in monster	190 mm (cutting wheel \varnothing 500 mm)
Afmeting flens voor slijpschijf	\varnothing 32/40 mm
X-as automatisch	550 mm
Y-as automatisch	360 mm
Z-as automatisch	550 mm
Precisie Z-as	0.1 mm
Table WxD	750 x 600 mm, stainless
T-slot	12 mm
Snelheid	variable 1000-2400 rpm
Vermogen aanrijving (hoofdaandrijving)	15 kW SI
Aansluitvermogen	30 kVA
B x H x D	1488 x 1960 x 1477 mm
Gewicht	~ 1600 kg (depends on equipment)

www.qatm.com/qcut-600-a

BESTELGEGEVENS

BASIS UITRUSTING

MACHINE (ALLE POSITIES NOODZAKELIJK)

M1831000  Qcut 600 A (Brillant 285) Base machine

STROOMVOORZIENING (1 ITEM NOODZAKELIJK)

A1831000 Qcut 600 A power supply 400V/50Hz (3Ph/N/PE)

A1831002 Qcut 600 A power supply 480V/60Hz (3Ph/PE)

WHEEL GUARD (1 ITEM REQUIRED)

A1831001 Qcut 600 A wheel guard 500mm

A1831010 Qcut 600 A wheel guard 600mm

RECIRCULATION SYSTEM (1 ITEM REQUIRED)

A1831005  Qcut 600 A recirculation system 400V/50Hz (3Ph/PE)

A1831006 Qcut 600 A recirculation system 480V/60Hz (3Ph/PE)


A6501000  Belt filter 285 400V/50Hz (3Ph/PE)

A6501002  Belt filter 285 480V/60Hz (3Ph/PE)

Z6501007 Connection set belt filter 285

OPTIONS (TO BE ORDERED WITH MACHINE)

A1831003 Qcut 600 A automatic wheel measurement laser

A1831004  Qcut 600 A laser alignment aid

A1831007 Qcut 600 A centrifugal separator 400V/50Hz (3Ph/PE)

A1831009 Qcut 600 A centrifugal separator 480V/60Hz (3Ph/PE)

PRECISION CLAMPING DEVICES, CLAMPING_DEVICES, PRECISION_CLAMPING_DEVICES

Z1870063	Reduction ring Ø 30 mm, Clamping_devices, Precision_clamping_devices
Z1870069	Manual chuck Ø 44 mm, Clamping_devices, Precision_clamping_devices

QUICK CLAMPING TOOLS, CLAMPING_DEVICES

QTOOL 80, CLAMPING_DEVICES, QTOOL_SERIES

Z2231203	Qtool 80 - 100mm, Clamping_devices, Qtool_series
Z2231204	Qtool 80 - 150mm, Clamping_devices, Qtool_series
02231243	Clamping jaw 40 mm, Clamping_devices, Qtool_series
Z2231215	Clamping jaws 70 mm, Clamping_devices, Qtool_series
02231245	Clamping jaw 40 mm bevelled, Clamping_devices, Qtool_series
02231246	Clamping jaw 40 mm cross prism, Clamping_devices, Qtool_series
Z2231216	Clamping jaws 70 mm slotted, Clamping_devices, Qtool_series
Z2231217	Clamping jaws 70 mm slotted prism, Clamping_devices, Qtool_series

QTOOL 80 VARIO, CLAMPING_DEVICES, QTOOL_SERIES

Z2231200	Qtool 80 Vario - 100 mm, Clamping_devices, Qtool_series
Z2231201	Qtool 80 Vario - 150 mm, Clamping_devices, Qtool_series
Z2231202	Qtool 80 Vario - 250 mm, Clamping_devices, Qtool_series
Z2231210	Workpiece stop, Clamping_devices, Qtool_series
02231200	Clamping jaw, 40 mm - for Qtool 80 Vario, Clamping_devices, Qtool_series
Z2231211	Clamping jaws, 70 mm, Clamping_devices, Qtool_series
02231213	Prism jaw, 40 mm, Clamping_devices, Qtool_series
02231229	Bevelled jaw, 40 mm, Clamping_devices, Qtool_series
02231230	Cross prism jaw, 40 mm, Clamping_devices, Qtool_series
Z2231212	Round bar jaws, 70 mm slotted, Clamping_devices, Qtool_series
Z2231213	Prism jaws, 70 mm slotted, Clamping_devices, Qtool_series
Z2231214	Clamping jaws, 70 mm slotted, Clamping_devices, Qtool_series

POWER CLAMPING SYSTEMS, CLAMPING_DEVICES, POWER_CLAMPING_SYSTEMS

POWER CLAMPING SYSTEM 100-540, CLAMPING_DEVICES, POWER_CLAMPING_SYSTEMS

Z2234016	Power clamping system 100-540, Clamping_devices, Power_clamping_systems
Z2234018	Prism clamping jaw, Clamping_devices, Power_clamping_systems
Z2234017	Clamping jaw flat, Clamping_devices, Power_clamping_systems
Z2234019	Angular drive, Clamping_devices, Power_clamping_systems

POWER CLAMPING SYSTEM LC 90, CLAMPING_DEVICES, POWER_CLAMPING_SYSTEMS

Z2234001	Power clamping system LC 90, Clamping_devices, Power_clamping_systems
Z2234003	Carrier jaws LC 90, Clamping_devices, Power_clamping_systems
Z2234004	V-groove jaw 100, Clamping_devices, Power_clamping_systems
Z2234005	Clamping jaw flat, Clamping_devices, Power_clamping_systems
Z2234009	Quick-change adapter, Clamping_devices, Power_clamping_systems
Z2234008	Step jaw 100, Clamping_devices, Power_clamping_systems
Z2234002	Clamping system X-Clamp 100, Clamping_devices, Power_clamping_systems
Z2234006	Socket 90°, Clamping_devices, Power_clamping_systems

EASY-CLAMPING PLATES, CLAMPING_DEVICES, EASY_CLAMPING_PLATES

CLAMPING ACCESSORIES FOR ROTATING, SWIVELING AND SPECIAL APPLICATIONS, CLAMPING_DEVICES, CLAMPING_ACCESSORIES_SPECIALS

Z1304636	Expansion clamping device, Clamping_devices, Clamping_accessories_specials
Z1340000	 Cross vice 80 - 100, Clamping_devices, Clamping_accessories_specials
Z1340001	Cross vice 80 - 150, Clamping_devices, Clamping_accessories_specials




ANGLE AND ROTATING VICES, CLAMPING_DEVICES, CLAMPING_ACCESSORIES_SPECIALS

Z1304001	Angle vice 60, Clamping_devices, Clamping_accessories_specials
01304008	Prism jaw angle vice 60, Clamping_devices, Clamping_accessories_specials
Z1302000	Angle vice 80, Clamping_devices, Clamping_accessories_specials
01302016	Prism jaw angle vice 80, Clamping_devices, Clamping_accessories_specials

ROTATIG DEVICES, CLAMPING_DEVICES, ROTATION_DEVICES

Z1870059	Rotation device type RD1, Clamping_devices, Rotation_devices
Z1891001	Rotation device type RD2.1, Clamping_devices, Rotation_devices

UNIVERSAL VICES AND ACCESSORIES, CLAMPING_DEVICES, UNIVERSAL_VICES_AND_ACCESSORIES

Z1350025	Clamping rail, Clamping_devices, Universal_vices_and_accessories
01350022	Prism 120°, Clamping_devices, Universal_vices_and_accessories
01350023	Prism slim, Clamping_devices, Universal_vices_and_accessories
01350024	Prism 90°, Clamping_devices, Universal_vices_and_accessories
01350025	Prism 90° high, Clamping_devices, Universal_vices_and_accessories
Z1350002	 Universal vice Mono 61, Clamping_devices, Universal_vices_and_accessories
Z1350004	 Suitcase set universal vice Mono 61, Clamping_devices, Universal_vices_and_accessories
Z1350011	 Universal vice Mono 132, Clamping_devices, Universal_vices_and_accessories
Z1350005	Universal vice Duo, Clamping_devices, Universal_vices_and_accessories
Z1350006	Chain vice set, Clamping_devices, Universal_vices_and_accessories
92005796	Longitudinal v-shoe, Clamping_devices, Universal_vices_and_accessories
92005797	Traverse v-shoe, Clamping_devices, Universal_vices_and_accessories
92005799	Longitudinal bridge, Clamping_devices, Universal_vices_and_accessories
92005800	Traverse bridge, Clamping_devices, Universal_vices_and_accessories
92005798	Standard clamping shoe, Clamping_devices, Universal_vices_and_accessories
Z1350007	Height adapter 60mm Piccolo, Clamping_devices, Universal_vices_and_accessories
Z1350003	Height adapter 74mm Mono, Clamping_devices, Universal_vices_and_accessories

95003172	Clamping arm extension Piccolo 54 and Mono 61, Clamping_devices, Universal_vices_and_accessories
Z1304591	Fixing screw M6 x 25, Clamping_devices, Universal_vices_and_accessories
95003169	Fixing screw Piccolo M8 x 25, Clamping_devices, Universal_vices_and_accessories
95003170	Fixing screw Piccolo M10 x 25, Clamping_devices, Universal_vices_and_accessories
95003168	Fixing screw Mono M10 x 32, Clamping_devices, Universal_vices_and_accessories
91001157	T-slot nut - stainless M6 x 8, Clamping_devices, Universal_vices_and_accessories
91001161	T-slot nut - stainless M8 x 10, Clamping_devices, Universal_vices_and_accessories
91001159	T-slot nut - stainless M8 x 12, Clamping_devices, Universal_vices_and_accessories
91001158	T-slot nut - stainless M10 x 12, Clamping_devices, Universal_vices_and_accessories