



DOORSLIJPMACHINE

QCUT 400 A

The compact large cut-off machine Qcut 400 A offers high cutting capacity in a minimal footprint. Its automatic travel and cross-cut functions ensure precise, low-contact cuts.

- | Compact design: Enables large and powerful cuts in a small space
- | Best price-performance ratio: Strong cutting performance at a fair price
- | Multi-Position Process (MPP): Simultaneous positioning and automatic cutting of different components on the machine table.



[Klik om video te bekijken](#)

DOORSLIJPMACHINE QCUT 400 A
SUPERIORITY IN DETAIL

1. Ergonomic control panel

- | Large 10.1" industrial touchscreen with intuitive QATM software
- | Quick setup, control of all automatic axes with joystick

2. Robust machine body

- | Sturdy powder-coated aluminum construction
- | Integrable recirculating cooling unit
- | Automatic central lubrication of the axes

3. Compact machine table

- | Made of stainless steel with integrated longitudinal and cross T-slots
- | Secure clamping of complex workpiece shapes using the T-slot table or Easy

4. Large cutting chamber

- | Large sliding door provides easy access and visibility
- | Side swing door for convenient access to cutting chamber
- | Side opening on the right for long samples
- | Break-resistant LED interior lighting

5. Optimized swivel arm

- | Highly efficient cooling system
- | Increased cutting capacity thanks to parallel guided cut-off wheel guard
- | Laser alignment aid for easy workpiece positioning
- | Innovative quick-change system for easy maintenance and cut-off wheel replacement



DOORSLIJPMACHINE QCUT 400 A


KENMERKEN



STAINLESS STEEL MACHINE TABLE

Spacious machine table enables precise work even under heavy loads.

- | Integrated T-slots for the Easy clamping system for quick mounting of clamping tools
- | Efficient and reliable fixation of complex geometries using clamping devices
- | Load capacity up to 120 kg (including clamping devices)



LASER ALIGNMENT

Optional laser alignment projects the cutting line directly onto the workpiece, enabling precise positioning and exact cut placement.


- | Easy positioning of workpieces
- | Precise clamping without much effort



ROBUST MACHINE WITH LARGE CUTTING CHAMBER

Robust, powder-coated aluminum machine body features a large sliding door with scratch-resistant laminated safety glass and convenient side access door.


- | Machine body with integrable recirculating cooling unit and automatic central lubrication
- | Large cutting chamber access with safety interlock —



PRECISION CROSS FEED

De in de tafel geïntegreerde Z-as zorgt voor een constante snijhoogte, terwijl de automatische dwarsvoeding met seriële snijfunctie nauwkeurige parallelle sneden levert.

- | Simple and intuitive serial cutting
- | The multi-position process (MPP) allows more complex serial cutting to be carried out



ROTATION TOOL


The optional rotation tool features a vertical rotary feed parallel to the wheel with software-controlled angle input.

- | More uniform cutting surfaces and cutting quality
- | Cutting time is halved for rotationally symmetrical parts
- | Protects against cut-off wheel run-out

INTUITIVE AND EASY OPERATION

Large 10.1" industrial touchscreen with intuitive QATM user software and joystick.

- | Easily manage process parameters and create customer-specific maintenance tasks (200 user programs can be saved)
- | Parameters such as feed rate, travel distance, and cutting force can be changed during automatic operation



PULSED CUTTING

For thick and difficult-to-cut materials, the adjustable automatic pulsed cutting provides gentle sectioning with optimal cooling of the cut interface.

CUTTING FORCE DEPENDENT FEED CONTROL (X- AND Y-AXIS)

The feed rate automatically decreases when cutting force reaches a preset limit, protecting the

DOORSLIJPMACHINE QCUT 400 A

TOEBEHOREN



RECIRCULATION COOLING UNIT

Compact, integrable cooling system for standard applications.

- | Can be integrated into the housing and extended
- | Multi-chamber filtration
- | Inlet sieve with filter bag (see consumables)



BELT FILTER SYSTEM

Large cooling and filter system for continuous operation, e.g. in serial applications.

- | Tank size: 285 l
- | Filtering capacity: 100 l/min (referring emulsion)
- | Pump capacity: 100 l/min



CENTRIFUGAL SEPARATOR

Work safety: Working environment with improved air quality.

- | Removes coolant mist
- | Purifies the air and increases visibility
- | Exhaust power 452 m³/h

PERFECT CUTTING - CUT-OFF WHEELS FROM QATM

Cutting is more reliable, safe and efficient when processed with the right ingredients: knowledge, care and the right choice of consumables and instruments. The Qprep range includes specially developed cut-off wheels for a wide variety of materials and requirements.


- | Low thermal influence on the specimen during the cutting process
- | Wet abrasive cutting achieves very fine surface finishes after cutting
- | Optimal cutting shortens the further preparation process



SNEL, KRACHTIG, FLEXIBEL - KLEMSYSTEMEN VAN QTOOLS

Onze innovatieve klemsystemen worden gebruikt om werkstukken veilig en nauwkeurig vast te klemmen om exact door te slijpen of te polijsten. Er is een uitgebreid pakket aan verschillende klemsystemen beschikbaar, die ontworpen werden voor specifieke toepassingen en werkstuk-afmetingen.

- | Suitable for regular and irregularly shaped samples
- | Fast, repeat-accurate clamping of regularly shaped samples
- | Large range of different clamping tools and systems available



DOORSLIJPMACHINE QCUT 400 A

TECHNISCHE GEGEVENS



KENMERKEN

Doorslijpschijf	tot \varnothing 406 mm/16"
Max. cutting capacity	\varnothing 150 mm
X-as automatisch	345 mm
Y-as automatisch	200 mm
Z-as handmatig of automatisch (optie)	150 mm
Precisie Z-as	0.1 mm
T-slot	12 mm
Snelheid	variable
Aansluitvermogen	17 kVA
Vermogen aanrijving (hoofdaandrijving)	7 kW, SI
B x H x D	1100 x 1610 x 930 mm
Gewicht (afhankelijk van apparatuur)	~ 480 kg

www.qatm.com/qcut-400-a

BESTELGEGEVENS

BASIS UITRUSTING

MACHINE (ALLE POSITIES NOODZAKELIJK)

M1842000  Qcut 400 A Base machine

STROOMVOORZIENING (1 ITEM NOODZAKELIJK)

A1842000 Qcut 400 A power supply 400V/50Hz (3Ph/PE)

A1842001 Qcut 400 A power supply 480V/60Hz (3Ph/PE)

A1842002 Qcut 400 A power supply 220V/60Hz (3Ph/PE)

CROSS FEED (1 ITEM REQUIRED)

A1842003 Qcut 400 A X-axis autom. / without Z-axis

A1842004 Qcut 400 A X-axis autom. / Z-axis manual

A1842005 Qcut 400 A X-axis autom. / Z-axis autom.

RECIRCULATION SYSTEM (1 ITEM REQUIRED)


A1842008  Brillant 265 recirculation cooling system

A1842011  Brillant 265 Belt filter 285

Z6501003 Connection set belt filter 285

OPTIONS (TO BE ORDERED WITH MACHINE)

A1842009 Qcut 400 A laser alignment aid

A1842010  Qcut 400 A centrifugal separator

PRECISION CLAMPING DEVICES, CLAMPING_DEVICES, PRECISION_CLAMPING_DEVICES

Z1870063	Reduction ring Ø 30 mm, Clamping_devices, Precision_clamping_devices
Z1870069	Manual chuck Ø 44 mm, Clamping_devices, Precision_clamping_devices

QUICK CLAMPING TOOLS, CLAMPING_DEVICES

QTOOL 80, CLAMPING_DEVICES, QTOOL_SERIES

Z2231203	Qtool 80 - 100mm, Clamping_devices, Qtool_series
Z2231204	Qtool 80 - 150mm, Clamping_devices, Qtool_series
02231243	Clamping jaw 40 mm, Clamping_devices, Qtool_series
Z2231215	Clamping jaws 70 mm, Clamping_devices, Qtool_series
02231245	Clamping jaw 40 mm bevelled, Clamping_devices, Qtool_series
02231246	Clamping jaw 40 mm cross prism, Clamping_devices, Qtool_series
Z2231216	Clamping jaws 70 mm slotted, Clamping_devices, Qtool_series
Z2231217	Clamping jaws 70 mm slotted prism, Clamping_devices, Qtool_series

QTOOL 80 VARIO, CLAMPING_DEVICES, QTOOL_SERIES

Z2231200	Qtool 80 Vario - 100 mm, Clamping_devices, Qtool_series
Z2231201	Qtool 80 Vario - 150 mm, Clamping_devices, Qtool_series
Z2231202	Qtool 80 Vario - 250 mm, Clamping_devices, Qtool_series
Z2231210	Workpiece stop, Clamping_devices, Qtool_series
02231200	Clamping jaw, 40 mm - for Qtool 80 Vario, Clamping_devices, Qtool_series
Z2231211	Clamping jaws, 70 mm, Clamping_devices, Qtool_series
02231213	Prism jaw, 40 mm, Clamping_devices, Qtool_series
02231229	Bevelled jaw, 40 mm, Clamping_devices, Qtool_series
02231230	Cross prism jaw, 40 mm, Clamping_devices, Qtool_series
Z2231212	Round bar jaws, 70 mm slotted, Clamping_devices, Qtool_series
Z2231213	Prism jaws, 70 mm slotted, Clamping_devices, Qtool_series
Z2231214	Clamping jaws, 70 mm slotted, Clamping_devices, Qtool_series

POWER CLAMPING SYSTEMS, CLAMPING_DEVICES, POWER_CLAMPING_SYSTEMS

POWER CLAMPING SYSTEM 100-540, CLAMPING_DEVICES, POWER_CLAMPING_SYSTEMS

Z2234016	Power clamping system 100-540, Clamping_devices, Power_clamping_systems
Z2234018	Prism clamping jaw, Clamping_devices, Power_clamping_systems
Z2234017	Clamping jaw flat, Clamping_devices, Power_clamping_systems
Z2234019	Angular drive, Clamping_devices, Power_clamping_systems

POWER CLAMPING SYSTEM LC 90, CLAMPING_DEVICES, POWER_CLAMPING_SYSTEMS

Z2234001	Power clamping system LC 90, Clamping_devices, Power_clamping_systems
Z2234003	Carrier jaws LC 90, Clamping_devices, Power_clamping_systems
Z2234004	V-groove jaw 100, Clamping_devices, Power_clamping_systems
Z2234005	Clamping jaw flat, Clamping_devices, Power_clamping_systems
Z2234009	Quick-change adapter, Clamping_devices, Power_clamping_systems
Z2234008	Step jaw 100, Clamping_devices, Power_clamping_systems
Z2234002	Clamping system X-Clamp 100, Clamping_devices, Power_clamping_systems
Z2234006	Socket 90°, Clamping_devices, Power_clamping_systems


EASY-CLAMPING PLATES, CLAMPING_DEVICES, EASY_CLAMPING_PLATES

CLAMPING ACCESSORIES FOR ROTATING, SWIVELING AND SPECIAL APPLICATIONS, CLAMPING_DEVICES, CLAMPING_ACCESSORIES_SPECIALS

Z1304636	Expansion clamping device, Clamping_devices, Clamping_accessories_specials
----------	--

CROSS VICES, CLAMPING_DEVICES, CLAMPING_ACCESSORIES_SPECIALS

Z1340010	 Cross vice 50 - 100, Clamping_devices, Clamping_accessories_specials
----------	--

Z1340000	 Cross vice 80 - 100, Clamping_devices, Clamping_accessories_specials
----------	--

ANGLE AND ROTATING VICES, CLAMPING_DEVICES, CLAMPING_ACCESSORIES_SPECIALS




Z1304001	Angle vice 60, Clamping_devices, Clamping_accessories_specials
----------	--

01304008	Prism jaw angle vice 60, Clamping_devices, Clamping_accessories_specials
Z1302000	Angle vice 80, Clamping_devices, Clamping_accessories_specials
01302016	Prism jaw angle vice 80, Clamping_devices, Clamping_accessories_specials

ROTATIG DEVICES, CLAMPING_DEVICES, ROTATION_DEVICES

Z1870059	Rotation device type RD1, Clamping_devices, Rotation_devices
Z1891001	Rotation device type RD2.1, Clamping_devices, Rotation_devices

UNIVERSAL VICES AND ACCESSORIES, CLAMPING_DEVICES, UNIVERSAL_VICES_AND_ACCESSORIES

Z1350025	Clamping rail, Clamping_devices, Universal_vices_and_accessories
01350022	Prism 120°, Clamping_devices, Universal_vices_and_accessories
01350023	Prism slim, Clamping_devices, Universal_vices_and_accessories
01350024	Prism 90°, Clamping_devices, Universal_vices_and_accessories
01350025	Prism 90° high, Clamping_devices, Universal_vices_and_accessories
Z1350002	 Universal vice Mono 61, Clamping_devices, Universal_vices_and_accessories
Z1350004	 Suitcase set universal vice Mono 61, Clamping_devices, Universal_vices_and_accessories
Z1350011	 Universal vice Mono 132, Clamping_devices, Universal_vices_and_accessories
Z1350005	Universal vice Duo, Clamping_devices, Universal_vices_and_accessories
Z1350006	Chain vice set, Clamping_devices, Universal_vices_and_accessories
92005796	Longitudinal v-shoe, Clamping_devices, Universal_vices_and_accessories
92005797	Traverse v-shoe, Clamping_devices, Universal_vices_and_accessories
92005799	Longitudinal bridge, Clamping_devices, Universal_vices_and_accessories
92005800	Traverse bridge, Clamping_devices, Universal_vices_and_accessories
92005798	Standard clamping shoe, Clamping_devices, Universal_vices_and_accessories
Z1350007	Height adapter 60mm Piccolo, Clamping_devices, Universal_vices_and_accessories
Z1350003	Height adapter 74mm Mono, Clamping_devices, Universal_vices_and_accessories
95003172	Clamping arm extension Piccolo 54 and Mono 61, Clamping_devices,

Universal_vices_and_accessories

Z1304591	Fixing screw M6 x 25, Clamping_devices, Universal_vices_and_accessories
95003169	Fixing screw Piccolo M8 x 25, Clamping_devices, Universal_vices_and_accessories
95003170	Fixing screw Piccolo M10 x 25, Clamping_devices, Universal_vices_and_accessories
95003168	Fixing screw Mono M10 x 32, Clamping_devices, Universal_vices_and_accessories
91001157	T-slot nut - stainless M6 x 8, Clamping_devices, Universal_vices_and_accessories
91001161	T-slot nut - stainless M8 x 10, Clamping_devices, Universal_vices_and_accessories
91001159	T-slot nut - stainless M8 x 12, Clamping_devices, Universal_vices_and_accessories
91001158	T-slot nut - stainless M10 x 12, Clamping_devices, Universal_vices_and_accessories